


Ikelite Digital Housing

supplemental instructions

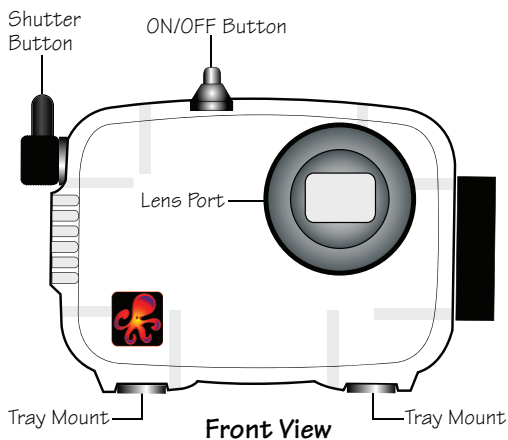
for

#6230.55 Olympus Stylus-550WP / U-550WP

ULTRACompact Digital Housing



Housing Controls



- | | | |
|---------------------|---------------------|-------------------|
| [1] Display Button | [4] Playback Button | [7] Flash Button |
| [2] Shooting Button | [5] Macro Button | [8] Self-Timer |
| [3] +/- | [6] OK/FUNC. Button | [9] Menu Button |
| | | [10] Erase Button |

Back View

Camera Setup

1. Set camera to "P" mode (camera icon).-
2. Set ISO to 100 or lowest numerical setting option.
3. Set camera to Macro Mode (not Super Macro).
4. Set White Balance to "Auto".
5. Set Flash to "Fill-in" (lightning bolt displayed).

NOTES:

- Camera will focus far away even when Macro Mode is on. It is best to leave Macro Focus on. You can back away from the subject and zoom in to avoid over-exposure if necessary.
- Flash does not work in Super-Macro mode.

Ikelite W-20 Wide-Angle Conversion Lens #6420

External wide angle conversion lenses increase angle of coverage, so you can get closer to your subject while still fitting everything in the frame. For increased angle of coverage, color, and clarity, add the Ikelite W-20 #6420 or other 67mm wide-angle conversion lens. Ikelite 67mm Threaded Port Adapter #9306.78 is required to attach 67mm Conversion Lenses to the housing port.

#9306.78 67mm Threaded Port Adaptor

Allows attaching Ikelite W-20 Wide-Angle Conversion Lens #6420 with 67mm threads. Also allows attachment of Epoque, Type II Inon screw-on lenses, and macro lenses or diopters with 67mm threads. Includes larger size removable flash deflector.

NOTE: Slight edge softness around the picture edges is normal in some situations. No vignetting occurs with the camera at it's widest angle setting.

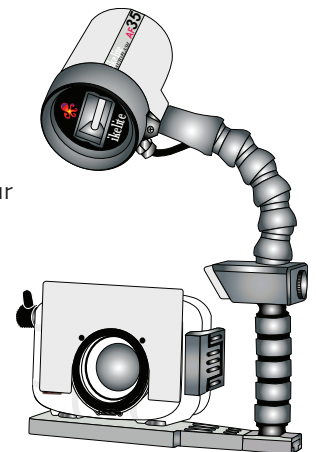
- Bayonet mount lenses are NOT compatible with this housing.

AF35 Strobe Package #4035

The AutoFlash AF35 kit is a great compliment, and an effortless, affordable way to add a flash to your new Ikelite point-and-shoot camera system. Everything you need to get started is in the box. Just attach it to the bottom of your housing and start taking pictures!

AF35 AutoFlash kit includes:

- AF35 strobe
- Flex arm
- AutoFlash sensor
- Handle with rubber grip
- Tray (single or dual)
- Mounting hardware



Go to www.ikelite.com for complete strobe and accessory info.



Ikelite Underwater Systems
50 W 33rd Street
Indianapolis, IN 46208 USA

When returning products send "attn. Repair Dept."

"general questions" e-mail: ikelite@ikelite.com
www.ikelite.com
317-923-4523