


Ikelite Digital Housing

supplemental instructions

for

#6240.98 Canon SD980 IS, IXUS 200 IS
ULTRAccompact Digital Housing



Camera Setup


1. Set camera mode switch to "P" Program.
2. Set White Balance to auto "AWB".
3. Set Light Metering to "Center-Weighted Avg.".
4. Set ISO to 80.
5. Set Flash to forced ON "Lightning Bolt".
6. Set Review to "5 Seconds".
7. Set AF-assist beam to "Off".
8. Set Red-Eye Correction and Red-eye Lamp to "Off".
9. Set AF Frame to "Fixed Frame" and Servo AF to "Off".
10. Set AF-Point Zoom to "Off".

NOTE: If over-exposure occurs, back away from the subject and then zoom in as necessary. The aperture will close down as you zoom in.

Ikelite W-20 Wide-Angle Conversion Lens #6420

An external wide angle conversion lens increases angle of coverage, so you can get closer to your subject while still fitting everything in the frame. Add an Ikelite W-20 or other 67mm wide-angle conversion lens to improve your angle of coverage in any shooting situation.

Extreme vignetting will occur at widest angle camera lens setting with these lenses. Zoom in 2 or 3 times to eliminate, or crop the image in post-processing.

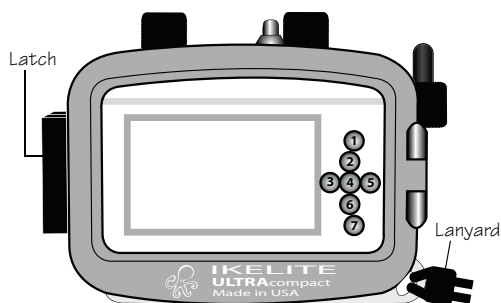
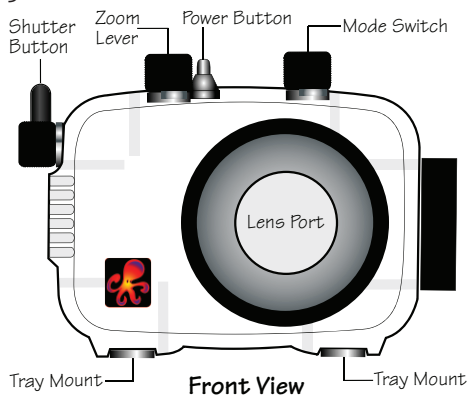


NOTE: Bayonet mount lenses cannot be used with this housing.

2

Housing Controls

All camera controls accessed except the Control Dial: use arrow buttons instead. Touch Screen functions cannot be accessed from the housing.



- | | | |
|----------------|---------------|----------|
| [1] Playback | [4] FUNC./SET | [7] Menu |
| [2] Self-Timer | [5] Flash | |
| [3] Macro | [6] Display | |

Back View

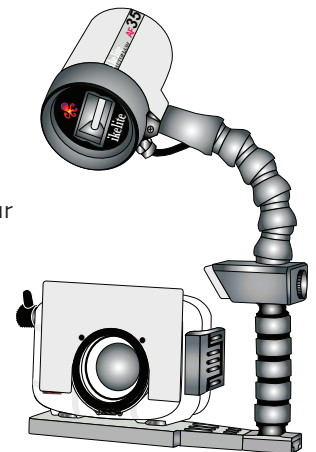
3

AF35 Strobe Package #4035

The AutoFlash AF35 kit is a great compliment, and an effortless, affordable way to add a flash to your new Ikelite point-and-shoot camera system. Everything you need to get started is in the box. Just attach it to the bottom of your housing and start taking pictures!

AF35 AutoFlash kit includes:

- AF35 strobe
- Flex arm
- AutoFlash sensor
- Handle with rubber grip
- Tray (single or dual)
- Mounting hardware



Go to www.ikelite.com for complete strobe and accessory info.



Ikelite Underwater Systems
50 W 33rd Street
Indianapolis, IN 46208 USA

When returning products send "attn. Repair Dept."

"general questions" e-mail: ikelite@ikelite.com
www.ikelite.com
317-923-4523