


Ikelite Digital Housing

supplemental instructions

for

**#6241.30 Canon A3000 IS / A3100 IS
ULTRAccompact Digital Housing**




Camera Setup

1. Set camera mode switch to "P" Program.
2. Set White Balance to auto "AWB".
3. Set Light Metering to "Center-Weighted Avg.".
4. In the camera menu, set AF-assist Beam to "Off".
5. Set ISO to 80.
6. Set Flash to forced ON "Lightning Bolt".
7. Set AF-Frame to "Center".
8. In Flash Settings set Red-Eye Corr. & Red-Eye Lamp to "Off".
9. Set Review to "5 sec.".

NOTE: If over-exposure occurs, back away from the subject and then zoom in as necessary.

Ikelite W-20 Wide-Angle Conversion Lens #6420.46

Your new Ikelite housing features a 46mm threaded port for attachment of external 46mm accessory wet lenses such as the Ikelite 46mm W-20 lens #6420.46. External wide angle conversion lenses increase angle of coverage, so you can get much closer to your subject while still fitting everything in the frame.



#9306.81 67mm Threaded Adaptor

Allows attaching Ikelite W-20 #6420, Epoque, Type II Inon screw-on lenses, and macro lenses or diopters with 67mm threads. Includes larger size removable flash deflector.

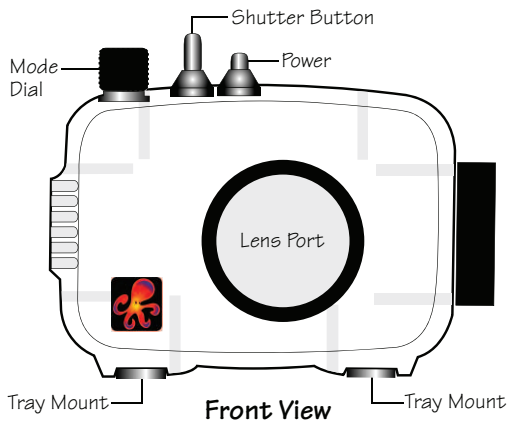
#9306.79 Bayonet Mount Adaptor

Allows attaching of the Inon UWL-105AD, UFL-165AD, UWL-100AD, and macro bayonet style lenses. Includes larger size removable flash deflector.

NOTE: Slight vignetting can occur at widest angle camera lens setting with wide-angle conversion lenses. Zoom in to eliminate, or crop the image in post-processing. Also, slight edge softness around the edges in some situations is normal.

2

Housing Controls



- | | | |
|--------------------|---------------|----------------|
| [1] Zoom Wide | [5] +/- | [9] Self-timer |
| [2] Zoom Telephoto | [6] Macro | [10] Display |
| [3] Face Selector | [7] FUNC./SET | [11] Menu |
| [4] Playback | [8] Flash | |

Back View

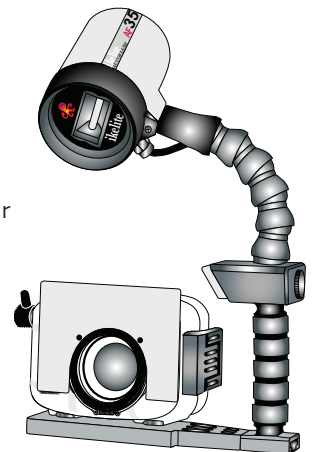
3

AF35 Strobe Package #4035

The AutoFlash AF35 kit is a great compliment, and an effortless, affordable way to add a flash to your new Ikelite point-and-shoot camera system. Everything you need to get started is in the box. Just attach it to the bottom of your housing and start taking pictures!

AF35 AutoFlash kit includes:

- AF35 strobe
- Flex arm
- AutoFlash sensor
- Handle with rubber grip
- Tray (single or dual)
- Mounting hardware



Go to www.ikelite.com for complete strobe and accessory info.



Ikelite Underwater Systems
50 W 33rd Street
Indianapolis, IN 46208 USA

When returning products send "attn. Repair Dept."

"general questions" e-mail: ikelite@ikelite.com
www.ikelite.com
317-923-4523

ULTRAccompact Supplemental 6241.30-01-0310