



## Pcm - LED Light

### LUBRICANT IS PACKED IN THE FOLD OF THE CARTON

The Pcm-LED Light runs cool and can be used for extended periods of time above or under water.

#### Ikelite Underwater Systems

50 W 33rd Street

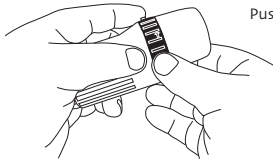
Indianapolis, IN 46208

317-923-4523

Email - [ikelite@ikelite.com](mailto:ikelite@ikelite.com)

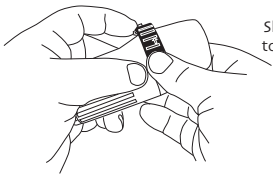
Web Site - [www.ikelite.com](http://www.ikelite.com)

The White Collar Lock Button must be pushed "forward" and held to release the Collar. Hold the body with one hand while pushing the White Collar Lock button forward with your finger.



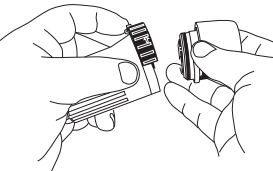
Push White Collar Lock button forward and hold

Slide the Collar up about 1/4" to its "open" position while holding the Collar Lock Button forward.



Slide Collar Up 1/4" to its Open Position

The Collar Lock Button can now be released and the front of lite can be pulled from the body.



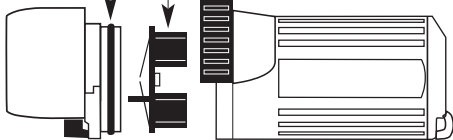
Pull front of Lite from body

Removable Battery Plate

O RING

Collar

Collar Lock Button

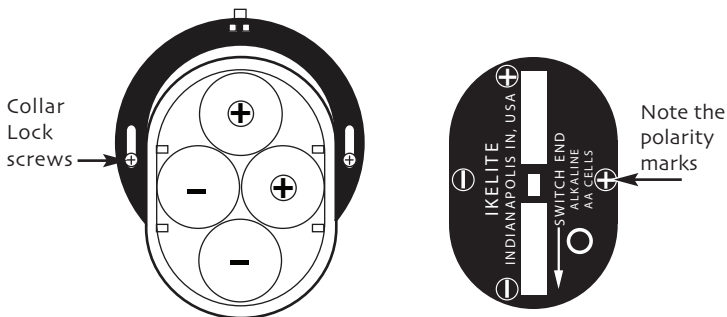


**NOTE:** *Lithium-ion batteries are not recommended. Use of lithium-ion batteries can lead to shortened bulb LED or LED failure.*

Lift out the removable top battery plate and load four "AA" size alkaline batteries into the body. Note the polarity chart is engraved on top of the removable plate. Then place the top plate back into the body, NOTE: "Switch End" orientation engraving on the plate when installing.

The "O" ring must be clean and have a very light coating of silicone lube on the surface. Push the front into the body, **holding it tightly in place** while pushing the Collar Lock back to the closed position. Check that the Collar Lock Button has clicked into place securely.

## Installing 4 - "AA" Batteries



**COLLAR:** The two screws that secure the Collar Lock should be as tight as possible while still allowing the Collar Lock to move freely.

**CAUTION:** A severe jolt may bend the battery contacts which would keep the light from operating. The contacts can be bent back up to place more tension on the batteries if this happens.

Keep the o-ring and sealing surfaces clean. Do not stretch the o-ring when cleaning and applying the light coat of silicone lube. **NEVER** use spray lubricant as it will cause cracking of the plastic.

**CAUTION: DO NOT** use batteries that have been wet; batteries from a flooded lite should be discarded. The water could create an internal short circuit at some later date causing a potential explosion. The normal evolution of all batteries is emitting hydrogen gas. This gas must be absorbed or allowed to escape to prevent ignition of the entrapped hydrogen/air mixture. We suggest removal of the batteries during long periods of storage to prevent trapping any hydrogen/air mixture. A hydrogen absorber has been concealed inside this lite and should NOT be removed. In case the lite floods, discard the batteries and send the light to Ikelite.

### LED LAMP & HOLDER

The LED Lamp is built into the front of the PC-LED Light and is non-user replaceable. Highly efficient drivers yield an LED lifespan of 50 — 100 times the life of standard incandescent lamps, making replacement bulbs virtually obsolete. If you experience bulb failure return the light to Ikelite.

### BURN TIMES

The PCm-LED Light will give 3 hours of maximum continuous burn time. LED's maintain their maximum brightness level much longer and without the low battery "dimming" effects of traditional lights. When the batteries are nearly drained, the LED lights continue to emit a lower intensity output for hours or even days—long after incandescent lights have quit. This extended illumination period can make all the difference in emergency situations.

### DEPTH RATING

90m (300')

**LIMITED WARRANTY:** This light, except for the bulb and batteries, carries a lifetime guarantee against manufacturing defects. If any problem arises, it should be returned prepaid to Ikelite. Ikelite will, at its discretion, repair or replace any components that prove to be defective, and will return to the customer prepaid. All other claims, if any nature, including but not limited to bulb failure are not covered. Except as mentioned above, no other warranty expressed or implied, applies to this Ikelite product.